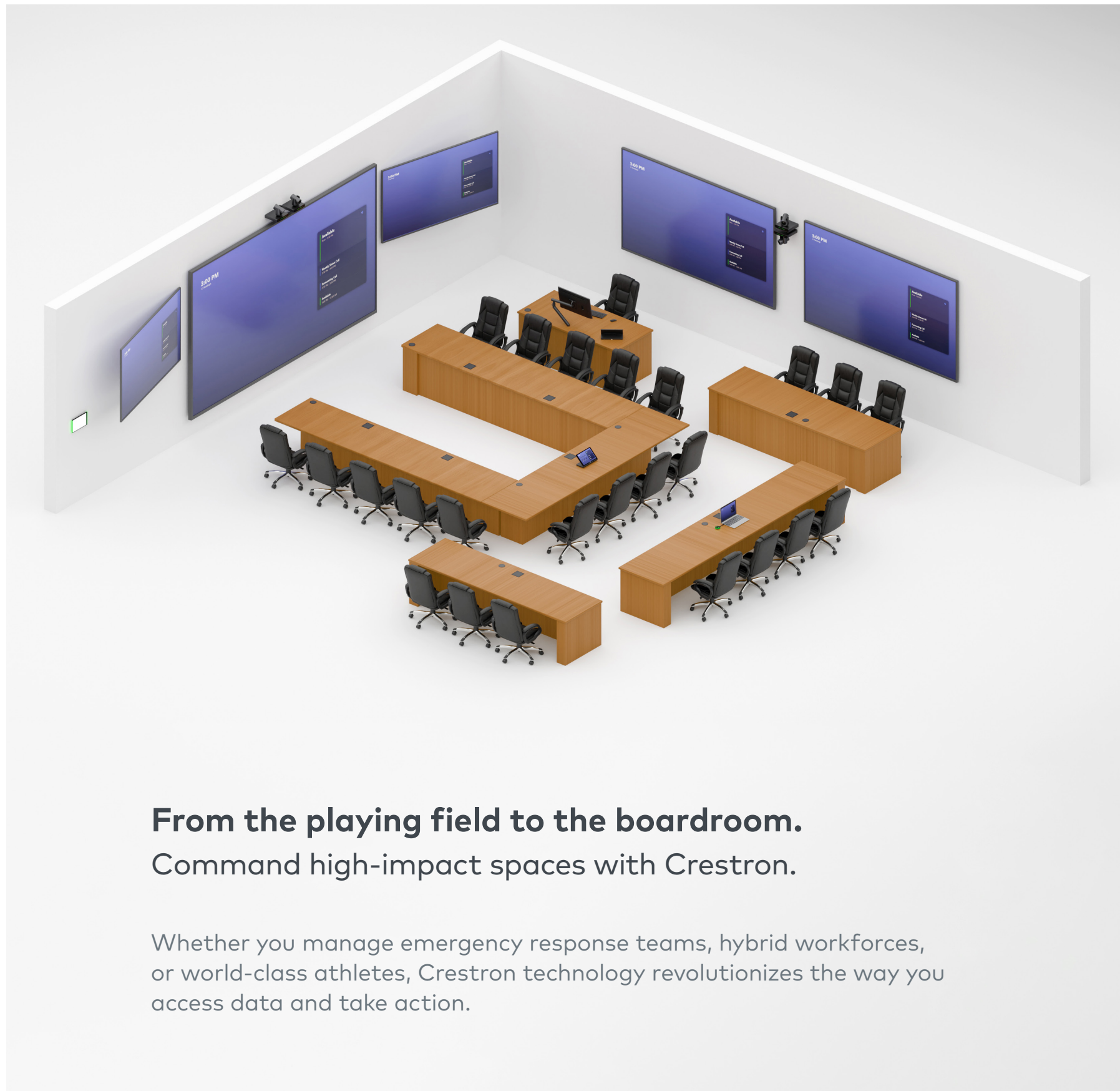




# HIGH-IMPACT SPACES

DESIGN GUIDE



## From the playing field to the boardroom. Command high-impact spaces with Crestron.

Whether you manage emergency response teams, hybrid workforces, or world-class athletes, Crestron technology revolutionizes the way you access data and take action.

### Content

**Information** drives an organization today. Sharing content to a room of people or an organization requires the ability to do so from any device, easily to any display, with high quality and low latency.

### Collaboration

Engaging with **people**, in-person or remotely, is the heart of collaboration. Whether on the other side of the world or in the same space, you can use technology to create the most natural experience for more successful collaboration.

### Control

Create user-friendly experiences that seamlessly integrate with any **environment**. Automate essential functions to ensure they work effortlessly, making complex technical spaces easy for anyone to use. Connect and manage infrastructure efficiently, enabling straightforward monitoring.

# What's in the space ...

Learn more about each solution on the following pages

Intelligent Video

[PAGE 3 →](#)

Using visual and audio cues from human behavior, Crestron Intelligent Video uses Visual AI for group framing, speaker tracking, and presenter tracking — and is enhanced with intelligent switching and composition.

Video Conferencing

[PAGE 4 →](#)

Crestron Flex delivers unified solutions for every space, ensuring a consistent experience throughout the organization — from high-impact spaces to streamlined, one-touch meeting rooms.

Audio

[PAGE 5 →](#)

High-quality audio in the room ensures everyone in the room can hear and be heard.

Content Distribution

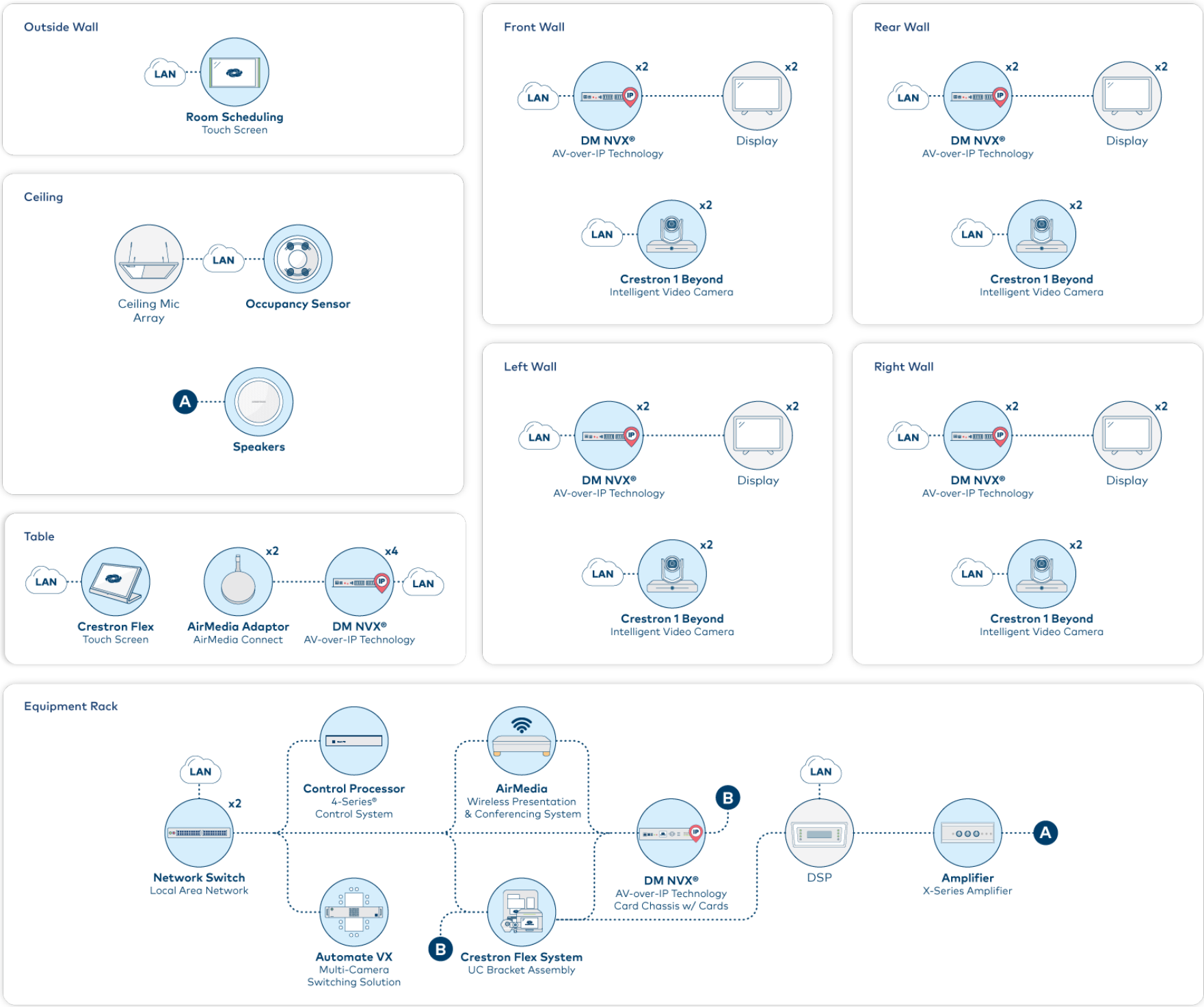
[PAGE 6 →](#)

DM NVX® AV-over-IP technology distributes content to the many displays throughout the room, while AirMedia® technology enables effortless wireless presentation from participants' personal devices.

Control and Environment

[PAGE 7 →](#)

Experience the convenience of having technology work for you with Crestron control, where lights and displays automatically turn on as you enter the room, and spaces start up and shut down with just one touch.



# Intelligent Video

Provide an equally engaging and dynamic experience anywhere in the high-impact space

## Front of Room

Two 1 Beyond p12 cameras are positioned on either side of the main display.

## Left and Right Side Walls

Multiple p12 cameras are located on the walls, used in various configurations to capture head-on shots of participants conversing with others.

## Rear of Room

A ceiling-mounted 1 Beyond p20 camera captures participants in different configurations. An i20 camera tracks presenters and serves as a PTZ camera for configurations without a designated presentation area.

## Equipment Rack

All cameras feed into an Automate VX Pro Series 2 system.



# Video Conferencing

Deliver high-performance audio/video for better meetings, whether you're in-person or remote

### Table

The AirMedia wireless presentation and conference system means that anyone can be enabled to share content with an AirMedia Connect Adaptor. Additionally, the adaptor can be configured to support BYOD for wireless conferencing.

### Left Wall

A DM® Essentials Wall Plate Transmitter with HDMI® and USB-C® connectivity can also be used to present content.

### Equipment Rack

Content is managed through a Crestron AirMedia wireless presentation system and the Crestron Flex Custom Integrator Kit.



The system utilizes Microsoft Teams® Rooms software, Zoom Rooms® software, or BYOD setup with a Crestron Flex Custom Integrator Kit and a wall-mounted or tabletop touch screen for control.



# Audio

Ensure clear communication around the entire space for both in-room and remote participants

## Ceiling

Recessed microphones provide audio pickup and supply the Automate VX system with positional data to identify speaking locations within the room.

## Equipment Rack

Microphone audio feeds into a DSP and then into the larger audio system, including a DM NAX® Audio-over-IP amplifier.

Additionally, a DM NAX Audio-over-IP streaming amplifier can be added to play background music during social gatherings.



# Content Distribution

Share content from any device to any display, with high quality and low latency

## Front of Room

The primary display is a large video wall.

## Equipment Rack

With the Crestron AirMedia system, users can present from anywhere in the room, wirelessly connecting and presenting from any device effortlessly.

Additionally, the room can be equipped to use up to six AirMedia Connect Adaptors to facilitate BYOD meetings.



# Control and Environment

Experience the convenience of automated environments that can be changed with one touch

### Table

The Crestron Flex touch screen provides advanced control options from the "Room Control" button in Microsoft Teams and Zoom Rooms UIs.

### Ceiling

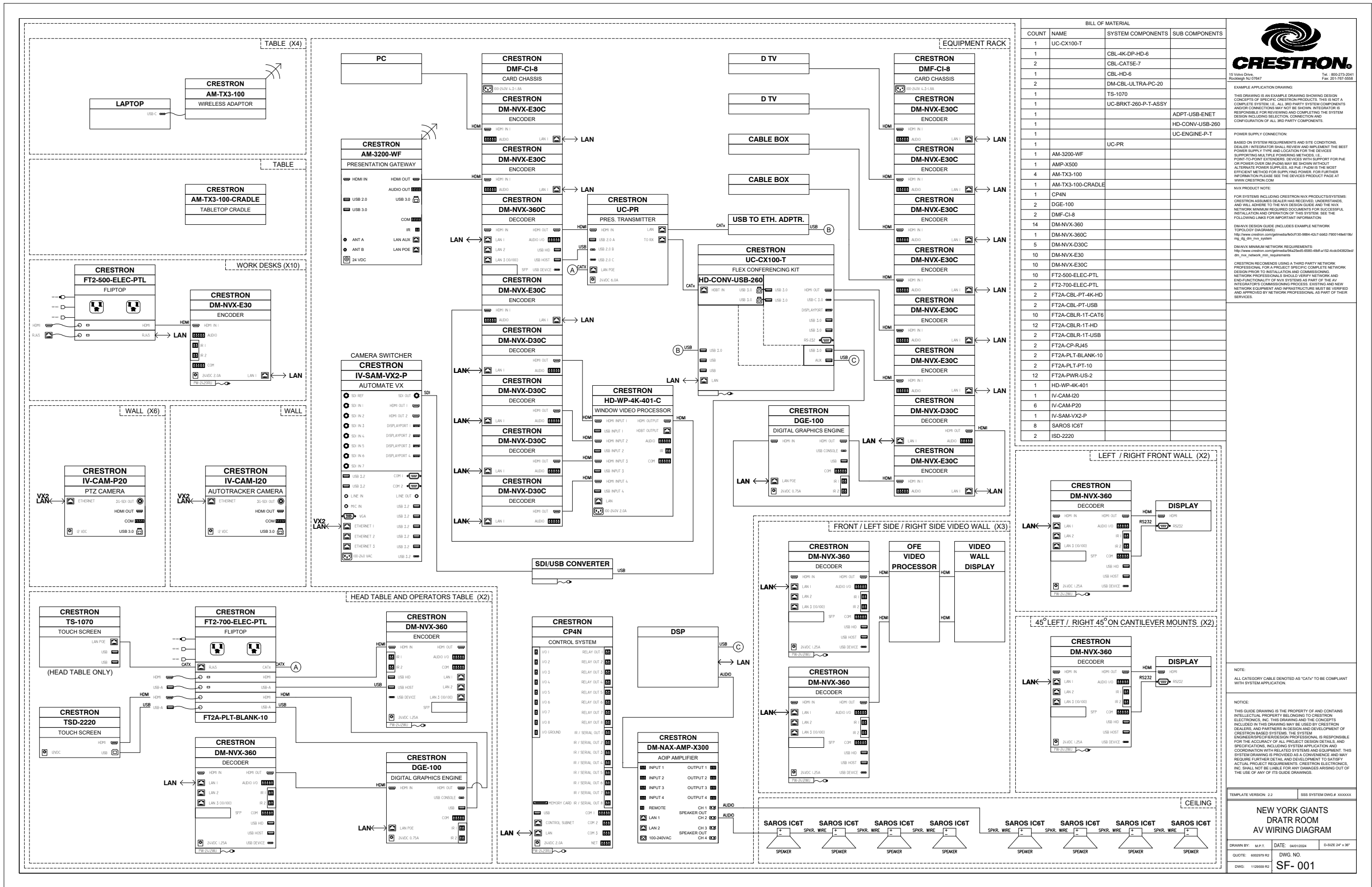
The occupancy sensor triggers the Crestron system to react to attendees' presence. The space will start up and shut down as attendees enter or exit the room.

### Equipment Rack

A Crestron 4-Series® control system manages the entire room. Its powerful engine simultaneously connects with devices around the room, and its built-in programming can adjust the room automatically.

In-room control can be further enhanced by integrating advanced lighting and shading systems. These additions can be seamlessly managed through occupancy sensors or in-room touch screens.







# More design ideas

## Inspirational ideas for rooms

Designs include a bubble diagram, system design, and system CAD.



Conference Room

Hybrid/Hyflex Classroom

Huddle Space

Budget-Friendly Classroom

Divisible Space

Simulation Lab

Training Room

eSports Lab

Boardroom

Active Learning Space

Auditorium



View all designs at  
[crestron.com/DesignIdeas](https://crestron.com/DesignIdeas)

v.021225  
All brand names, product names, and trademarks are the property of their respective owners. Certain trademarks, registered trademarks, and trade names may be used in this document to refer to either the entities claiming the marks and names or their products. Crestron disclaims any proprietary interest in the marks and names of others. Crestron is not responsible for errors in typography or photography. ©2025 Crestron Electronics, Inc.